

AIR PREPARATION UNITS

PRECISION REGULATOR - 1/8 & 1/4 Series PR

Cat No PR - 01 - 01 - B

PRECISION REGULATOR - 1/8 & 1/4

Features

- Precise pressure control
- Characteristics such as flow characteristic, pressure characteristic and repeatability are superior compared with standard regulators.
- Excellent relief flow characteristic is available.
- Suitable for Panel & Modular mountings
- Diaphragm operated, relieving type (Exhaust)
- Clamp and pressure gauge can be mounted either in the front or the back
- Can be assembled with F13, FRC13, FS13 & L13 series of products



Applications

Some of the applications of precision regulator,

1. Manufacturers of air gauging equipment,
2. Medical equipments,
3. Leak testing equipment,
4. Polishing machinery,
5. Web tensioning,
6. Measuring machines,
7. Ink or paint, Robotics spraying systems,
8. Tank blanketing and many...

Technical Specifications

Model	PR13601	PR13611	PR13602	PR13612	PR13603	PR13613
Port size	G1/8	G1/4	G1/8	G1/4	G1/8	G1/4
Pressure gauge port size	G1/8					
Maximum supply pressure ¹ (bar)	10					
Minimum supply pressure (bar)	Set pressure +0.5					
Regulating pressure range (bar)	0.05 - 2		0.1 - 4		0.1 - 8	
Sensitivity	Within 0.2% of full span ²					
Repeatability	Within ±0.5% of full span ²					
Air consumption (lts / min) ³	6					
Flow * (lts / min)	Refer graph					
Ambient / fluid temperature	-5° to 60° C					
Materials of construction	Aluminium, SS, Brass, Celcon, Steel, NBR					
Weight (Kg)	G1/8 - 0.360, G1/4 - 0.490					

¹ - With the condition of no flow on the outlet side. The minimum differential pressure from setting pressure should be always +0.5 bar.

² - Full span - Maximum setting pressure of the product.

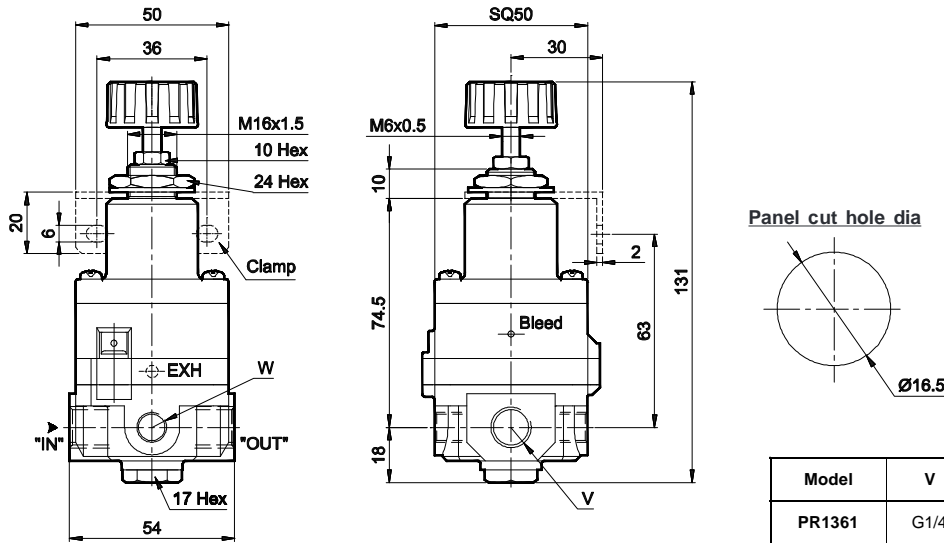
³ - Supply pressure 10 bar. Air is being exhausted to the atmosphere.

AIR PREPARATION UNITS

PRECISION REGULATOR - 1/8 & 1/4 Series PR

Cat No PR - 01 - 01 - B

Dimension



Model	V	W
PR1361	G1/4	G1/8
PR1360	G1/8	G1/8

Accessories

CLAMP	PRESSURE GAUGE										
Ordering No. A2C05	<table border="1"> <thead> <tr> <th>Pressure range bar</th> <th>Ordering No.</th> </tr> </thead> <tbody> <tr> <td>0 - 4</td> <td>A2PG04</td> </tr> <tr> <td>0 - 6</td> <td>A2PG06</td> </tr> <tr> <td>0 - 8</td> <td>A2PG08</td> </tr> <tr> <td>0 - 16</td> <td>A2PG16</td> </tr> </tbody> </table>	Pressure range bar	Ordering No.	0 - 4	A2PG04	0 - 6	A2PG06	0 - 8	A2PG08	0 - 16	A2PG16
Pressure range bar	Ordering No.										
0 - 4	A2PG04										
0 - 6	A2PG06										
0 - 8	A2PG08										
0 - 16	A2PG16										

How to order :- Mention the ordering number required
Example :- Clamp - Ordering no : A2C05

Precautions

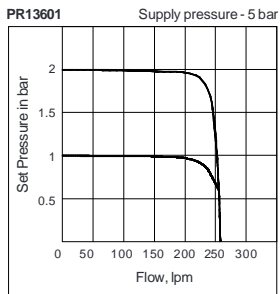
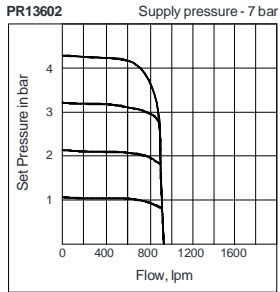
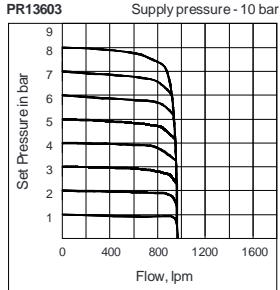
1. If the supply pressure line contains drainage or dirt, etc., the disc can become clogged leading to malfunction, and therefore, in addition to an air filter be sure to use a mist separator.
2. Never use a lubricator on the supply side of the regulator, as this will positively cause the disc to become clogged and lead to malfunction. If lubrication is required for terminal devices, connect a lubricator on the output side of the regulator.
3. Do not use a precision regulator outside the range of its specifications as this can cause failure. (Refer to technical specifications)
4. When mounting is performed, make connections while confirming port indications.
5. Air is normally released from the bleed hole (the hole on the side of the body's mid-section). This is necessary consumption of air based on the construction of the precision regulator, and is not an abnormality.
6. Make sure to tighten the lock nut after pressure adjustment.

AIR PREPARATION UNITS
PRECISION REGULATOR - 1/8 & 1/4 Series PR

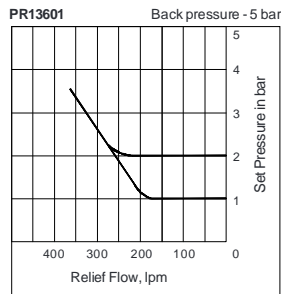
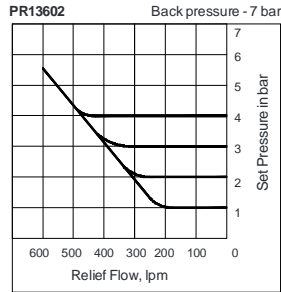
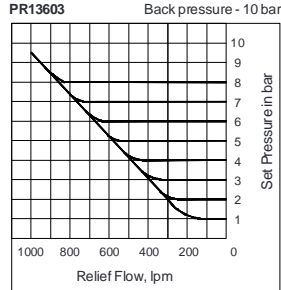
Cat No PR - 01 - 01 - B

Flow Graphs - 1/8

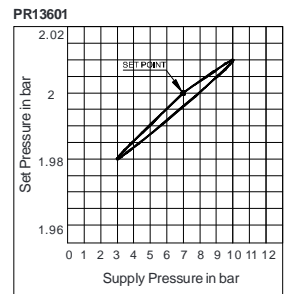
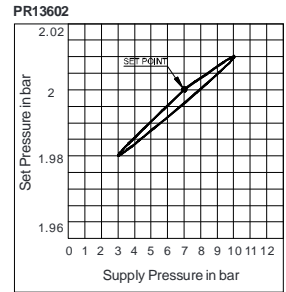
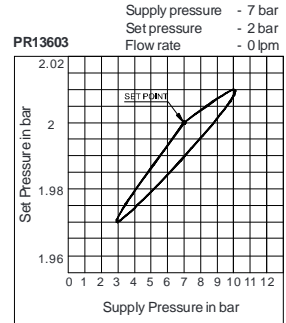
Flow Characteristics



Relief Characteristics



Pressure Characteristics



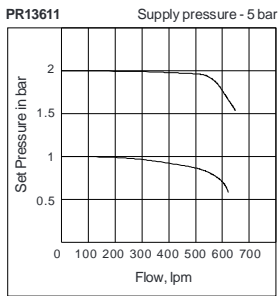
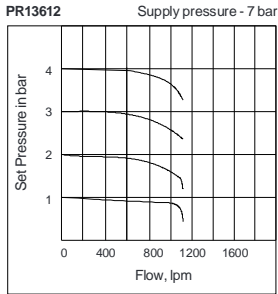
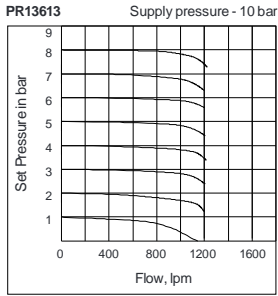
AIR PREPARATION UNITS

PRECISION REGULATOR - 1/8 & 1/4 Series PR

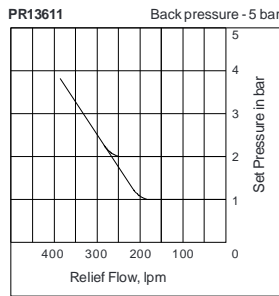
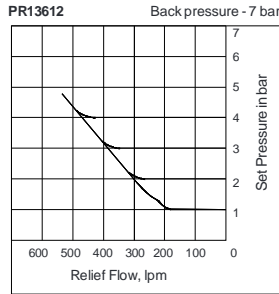
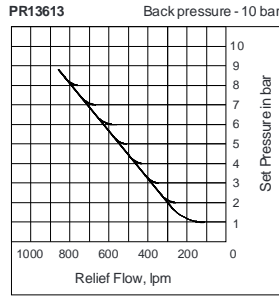
Cat No PR - 01 - 01 - B

Flow Graphs - 1/4

Flow Characteristics

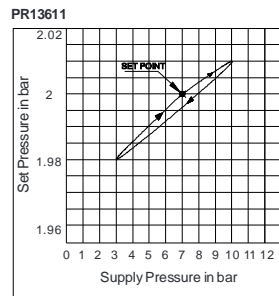
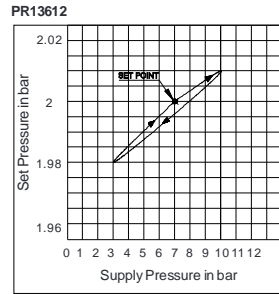
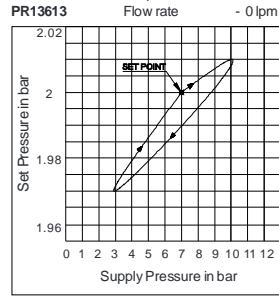


Relief Characteristics



Pressure Characteristics

Supply pressure - 7 bar
Set pressure - 2 bar
Flow rate - 0 lpm



How to order

PR1



Body & Port size	
361	G1/4
360	G1/8



Pressure range	
1	0.05 to 2 bar
2	0.1 to 4 bar
3	0.1 to 8 bar

Ordering Example :- Precision Regulator - 1/4 size (with G1/4 port), with pressure range 0.1 - 8 bar: Ordering No: PR13613.

Subject to change